

Current Dengue Situation

National Dengue Control Unit
Ministry of Health
2023.05.11

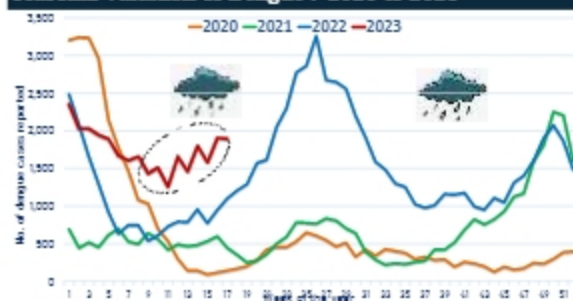
Current Status of Dengue [As of 11. 05. 2023]

Cases 2023 and 2022					
Total (2023)	52,021				
May	2,915	Geopelia	7,528 (22.4%)	W/P	16,065 (49.2%)
April	7,617	Colocho	6,804 (20.9%)		
March	6,419	Kaluzna	1,951 (6.9%)		
February	6,709			EP	4,106 (12.6%)
January	8,985	Trincoasike	1,523 (4%)		
		Demokisa	1,414 (4.5%)		
		Purukasa	2,406 (7.4%)		
Total (2022)	76,688	66 Absence	75.52%	Provinces	
December	8,197	Colocho	17,466 (25.14%)	W/P	57,068 (46.92%)
November	6,416	Geopelia	15,517 (17.98%)		
October	4,781	Kaluzna	6,285 (6.02%)		

Source: Directorate General of Disease Control and Prevention

High-risk UICs Areas (week 27, 2023)	NO	Dengue Deaths (2023)	% (2023)	% (2022)	Average (High-risk Area)	SD (Week 27, 2023)

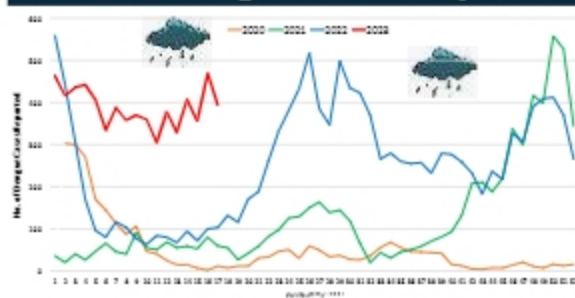
Seasonal Variation of Dengue : 2020 to 2023



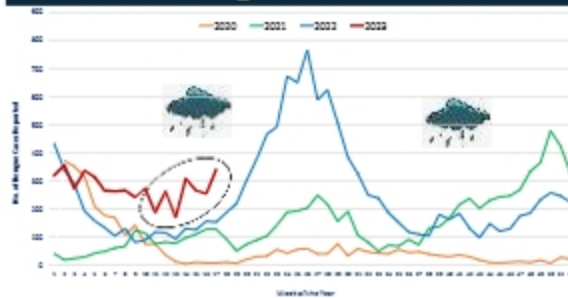
Comparison of Reported Dengue Patients 2021 to 2023^a



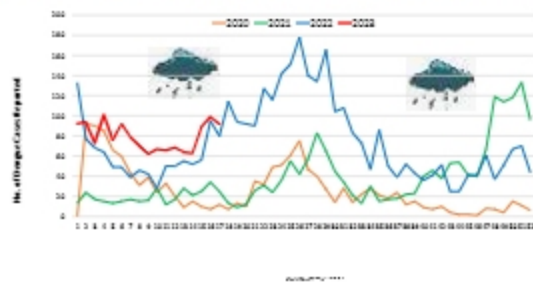
Seasonal Variation of Dengue : 2020 to 2023 Campaña District



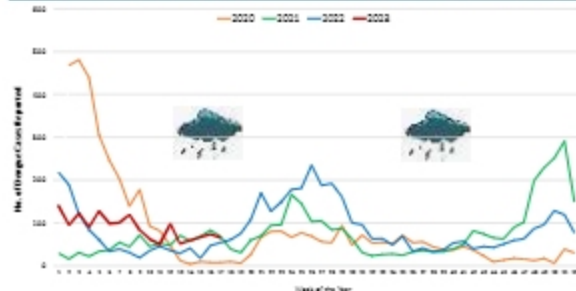
Seasonal Variation of Dengue : 2020 to 2023 RDHS Colombo



Seasonal Variation of Dengue : 2020 to 2023 RDNS Kalutara



Seasonal Variation of Dengue : 2020 to 2023 MC Colombo

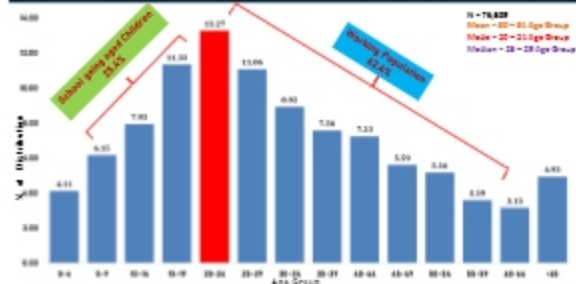


Current High Risk MOH Areas

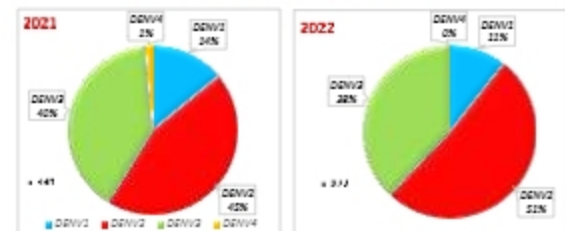
Western Province		
Colombo District	Sampala District	Kalutara District
1. Dabhalwa	1. Dabhalwa	1. Panadura
2. Piliandaha	2. Piliandaha	2. Marana
3. Hamagama	3. Dindukkipiya	3. Senarata
4. Kalamulla	4. Dampaha	4. Ingiliva
5. Mahangama	5. Lankila	
6. Maharagama	6. Galle	
7. Balthuzawa	7. Galamya	
8. Balamulla	8. Danga	
9. Kalamulla	9. Mahara	
10. Egala Ussara	10. MC Gampaha	
11. Marawala	11. Minuwangoda	
12. MC Colombo (DU/DO)	12. Mirigama	
13. Galamulla	13. Pajuma	
14. Piliandaha	14. Watala	

Southern Province	
Trincomalee District	Battaramulla District
1. Trincomalee	1. Battaramulla
2. Uppuwalla	2. Kalkinthalai
3. Kulkarnai	3. CPC
	4. Shaur
	5. Chinnai

Age Distribution - Reported Dengue Patients 2022

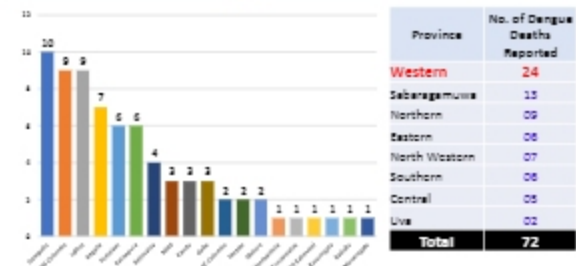


DENV Serotypes in 2021 & 2022



Source: Medical Research Institute, University of Kelaniya, Dengue Research Unit, Sri Jayawardenapura

Details of Dengue Related Deaths 2022



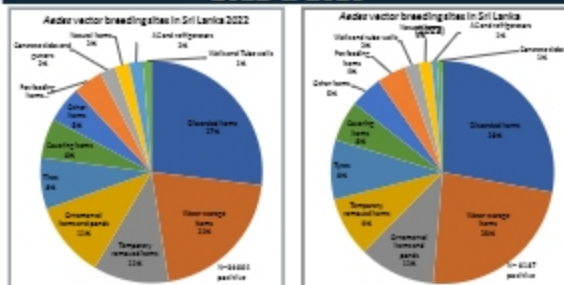
Details of Dengue Related Deaths 2022



Details of Dengue Related Deaths 2023

Province	No. of Dengue Deaths Reported
Western	08
Northwestern	08
Southern	08
Northern	01
Eastern	04
Central	02
Uva	01
Sabangamuwa	01
Total	21

Aedes vector breeding sites in Sri Lanka 2022 & 2023



Summary of Special Mosquito Control Campaigns Q4 of 2022 & Q1 of 2023

Premise Type	No. of premises visited	No. of potential premises	%	No. of premises with larvae	%	Number corrected	Notices issued	Legal actions
Houses	219,264	60,657	27.77	8,548	3.81	49,096 (70.8%)	6,955	662
Schools	413	182	43.86	30	7.23	123 (58.1%)	16	5
Other Education In.	450	108	24.00	32	7.11	92 (65.4%)	19	4
Government In.	929	257	27.88	55	6.24	196 (62.3%)	36	5
Private Inst.	7,094	1,655	26.12	357	5.05	1,305 (59.1%)	283	76
Factories	500	222	44.40	46	9.20	152 (57.1%)	48	18
Construction Sites	1,529	793	51.86	120	7.85	542 (59.2%)	146	23
Religious Places	937	386	41.20	67	7.18	225 (71.7%)	46	1
Public Places	562	192	34.16	48	8.54	145 (60.4%)	13	4
All the other places	2,600	708	28.58	89	2.59	570 (73.2%)	123	1
Total	234,346	65,588	27.99	9,173	3.91	52,488 (70.2%)	7,685	1,001

Thank You